



Revolution Starts Here

www.isdt.co



www.isdt.co

Please scan QR for more information
Download User Guide at Our Web



Revolution Starts Here

www.isdt.co



www.isdt.co

Please scan QR for more information
Download User Guide at Our Web

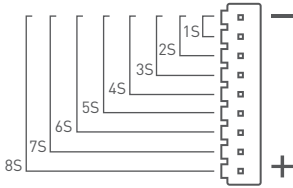
产品规格

工作电压范围: 5.0V - 36V
 平衡口第1串输入电压范围: 0.8V - 15V
 平衡口第2-8串输入电压范围: 0.8V - 4.8V
 支持电芯串数: 1-8s
 电压测量精度: $\pm 0.005V @ 4.2V$
 电芯平衡精度: $< 0.005V$
 支持USB充电: QC3.0, BC1.2, 最大输出12V/2A
 支持智能电池: 设置充放电参数, 查询电池信息和使用情况
 外形尺寸: 80 X 55 X 19 mm
 重量: 59 g

Specifications

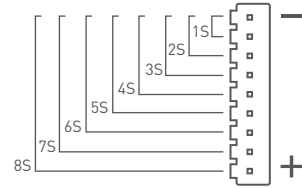
Working voltage: 5.0V - 36V
 Input voltage 1s: 0.8V - 15V
 Input voltage 2-8S: 0.8V - 4.8V
 Battery cells: 1-8s
 Voltage measurement accuracy: $\pm 0.005V @ 4.2V$
 Balancing cells accuracy: $< 0.005V$
 Support USB charging: QC3.0, BC1.2, Maximum output 12V/2A
 Support smart battery: Charging and discharging setting, read battery info and usage history.
 Dimension: 80 X 55 X 19 mm
 Weight: 59 g

平衡接口连接方式



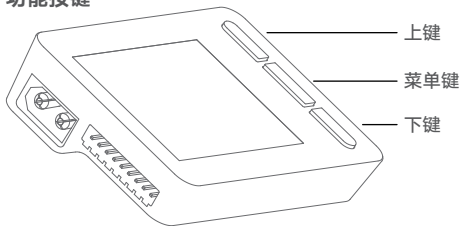
本产品检测口适用于连接 XH 2.54平衡接口的锂电池包, 连接电池时以 "BAT-" 作对齐, 上图演示平衡插头插入的对齐示意。当接入1S电池时, XT60i输入必须大于5V电压才能工作。

Guide For the Connection of Balanced Port



This product is suitable for the lithium battery which has the XH 2.54 balance port, connect the balance port align from BAT- as showed in the figure. When connecting 1S battery, input Voltage from XT60i must be more than 5V.


功能按键



菜单键 短按进入设置模式;
长按进入智能电池界面。

上/下键 切换设置项; 改变设置项设定值;
切换查看项等。

Function button



Menu button Short press to enter setting menu.
Long Press to enter smart battery menu

Up/Down Button Go up down, choose different setting options.

安全注意事项:



警告!



远离火源!

接入电源前请确保电源输出电压与本产品工作电压范围相符。

使用过程中确保本产品远离热源及潮湿环境, 并注意通风散热; 使用结束后, 应尽快断开及移除电池。



WARNING!



FIRE HAZARD!

Before plug in input source, make sure output voltage range must be within operating voltage.

- During usage, make sure keep BG-8S away from heat source and humid environment, ventilation and heat dissipation is needed.
- After operation, please don't forget to remove away your battery.

